

ORIFICE ASSEMBLY

99448 Series

SPECIFICATIONS

CONSTRUCTION: Brass or 316 Stainless Steel
 Body, Buna-N O-Ring, Brass or 316 Stainless Steel
 Orifice Plug.


CONNECTIONS: 1/8" - 27 NPT.

DIMENSIONS: See Figure 1.

MAXIMUM PRESSURE: 100 psi.

MODELS AVAILABLE

Model No.	Orifice Size	Material
99448-A 1	.028"	Brass 316 S.S.
99448-A2	.055"	
99448-A3	.014"	
99448-C1	.028"	
99448-C2	.014"	



ORDERING INFORMATION:

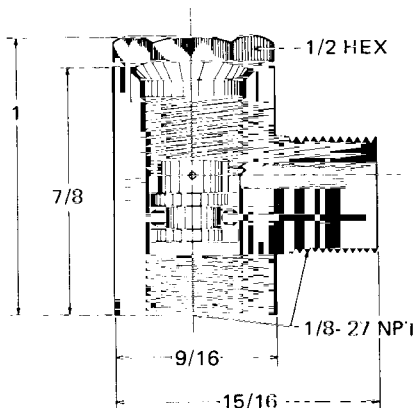
Specify Model No.



F.S. Symbol

J.L.C. Symbol

INSTALLATION

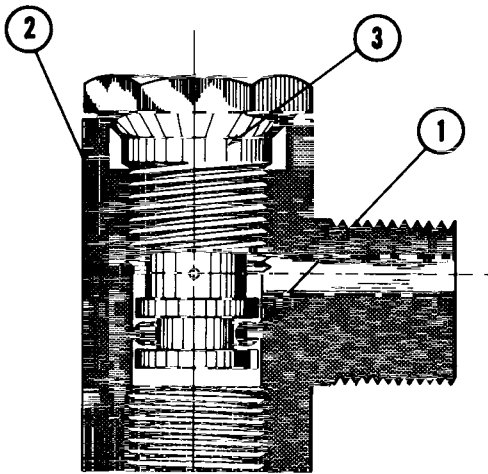


MAINTENANCE

NOTE: Supply to the No. 99448 Series Orifice Assembly MUST be clean and dry to prevent clogging of the small orifice opening. If Orifice Assembly becomes contaminated with oil, water foreign matter, etc., it is necessary to disassemble the device, clean metal parts with non-flammable solvent and dry carefully.

CAUTION: If cleaning is required, do not subject O-Ring to cleaning fluid, acetone, or any halogenated hydrocarbon such as vapor degrease liquid, etc. Clean only with a soft dry cloth.

PARTS LIST



TABULATION

Assembly No.	Item 2 Part No.	Item 3 Part No.	Orifice Size
99448-A1	26000-A1	25999-A1	.028
99448-A2		25999-A2	.055
99448-A3		25999-A5	.014
99448-C1	26000-A3	25999-A7	.028
99448-C2		25999-A8	.014

Item No.	No. Req'd	Description	Part No.
1	1	O-Ring	36240-N8
2	1	Housing	See Tab
3	1	Orifice Plug	See Tab

Schneider
Electric Systems USA, Inc

1602 Mustang Dr
Maryville, TN 37801
Ph (865) 981-3100
FX (865) 981-3168