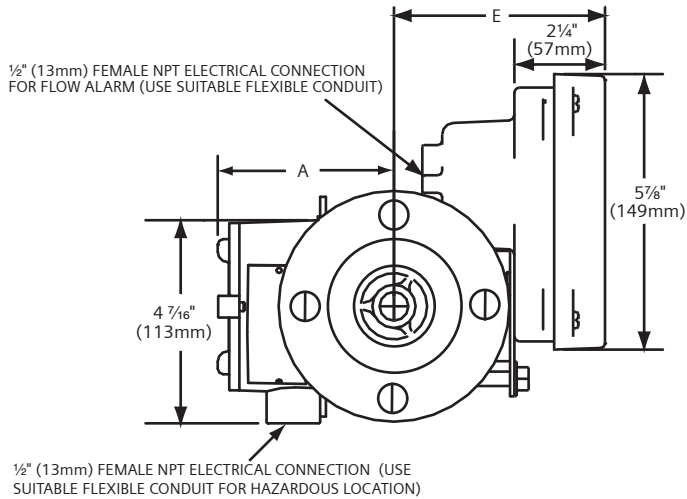
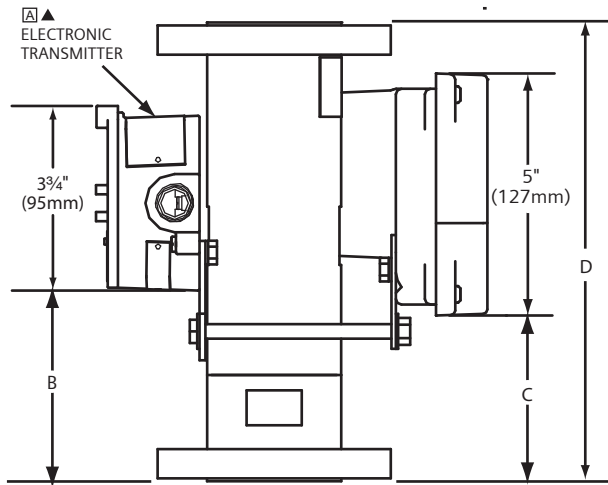


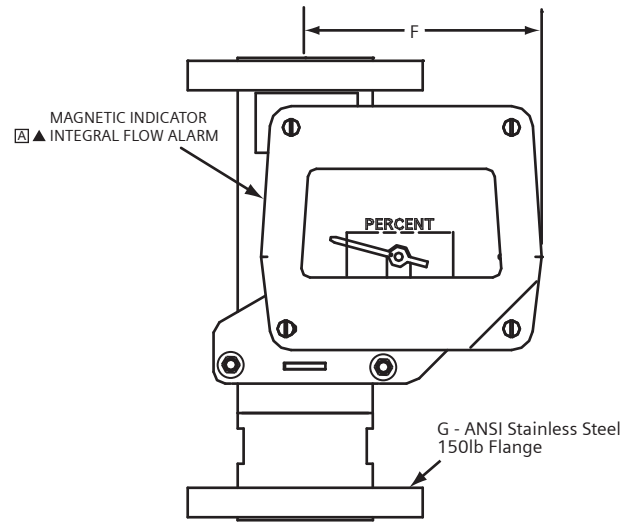
**Series 55-200 Armored Flowmeter**  
**Flanged Connection With Magnetic Indicator**  
**With Varea-Com™ Electronic Transmitter FM Approved For Hazardous Locations**



Top View



Side View



Front View

TUBE SIZE	A	B	C	D	E	F	G
1/2" (13mm)	2 15/16" (75mm)	2 5/16" (59mm)	1 5/8" (41mm)	7 5/8" (194mm)	4 1/16" (103mm)	4 3/16" (106mm)	1/2" (25mm)
1" (25mm)	3 3/8" (86mm)	3 3/8" (92mm)	2 15/16" (75mm)	9 7/8" (251mm)	4 1/4" (108mm)	4 3/8" (111mm)	1" (25mm)
1 1/2" (38mm)	3 13/16" (97mm)	4 1/8" (105mm)	3 3/16" (90mm)	12" (305mm)	4 9/16" (116mm)	5" (127mm)	1 1/2" (38mm)
2" (51mm)	4 1/4" (108mm)	4 3/4" (120mm)	4 1/8" (105mm)	13 1/4" (337mm)	5 1/8" (130mm)	5 1/4" (133mm)	2" (51mm)

NOTES:

- ▲ ACCESSORY ITEM FURNISHED ONLY IF SPECIFICALLY LISTED IN QUOTATION AND AS CHECKED ON THIS DRAWING.
- ◆ FM APPROVED INTRINSICALLY SAFE FOR CLASS I, DIV I GROUPS A, B, C, & D WHEN USED WITH APPROVED BARRIER.
- ▲ FM APPROVED EXPLOSION PROOF FOR CLASS I, DIV I, GROUPS A, B, C, & D HAZARDOUS LOCATION AND DUST IGNITION PROOF FOR CLASS II, DIV I, GROUPS E, F, & G HAZARDOUS LOCATION; SUITABLE FOR CLASS III, DIV I WITH APPROVED BARRIER.

**SIEMENS**

Water Technologies  
 1901 West Garden Road  
 Vineland, NJ 08360  
 856.507.9000 phone  
 856.507.4125 fax

[www.siemens.com/water](http://www.siemens.com/water)

Dimensions  
 WT.550.200.114.UA.CN.0606